



# Central Board of Secondary Education School Performance Report Card (2024-25)

(Based on "Average Marks" Analysis of Class X and XII Board Examination)

## School Profile

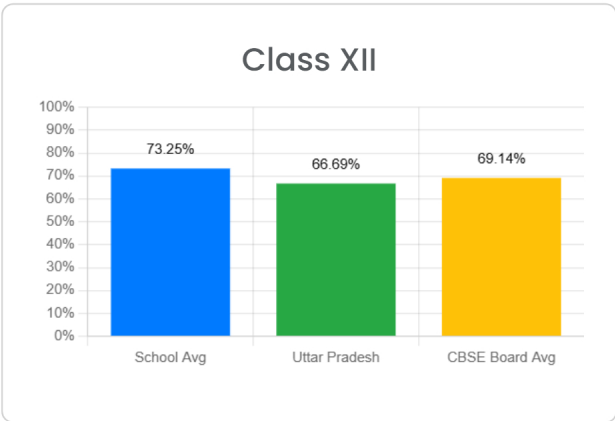
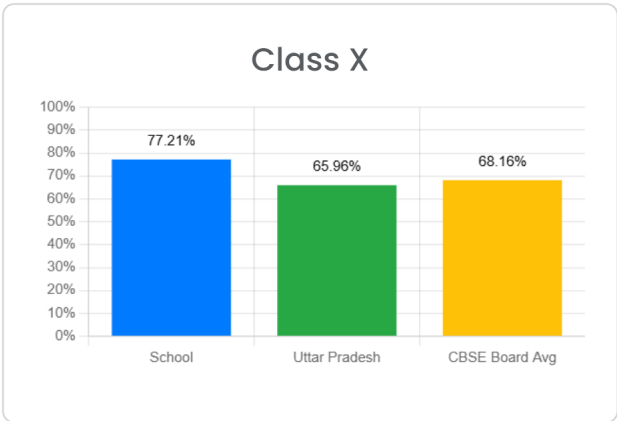
School Code	60382
School Name	LITTLE ANGELS SCHOOL ASHOK COLONY PILIBHIT UP
Affiliation Number	2130856
Region/State	Lucknow/Uttar Pradesh
Session	2024-2025

## Performance in Board Examination

**Definition of Average:** Overall Average is calculated by dividing the Total Marks Scored in All Subjects by the Total Number of Subject Instances taken by a student.

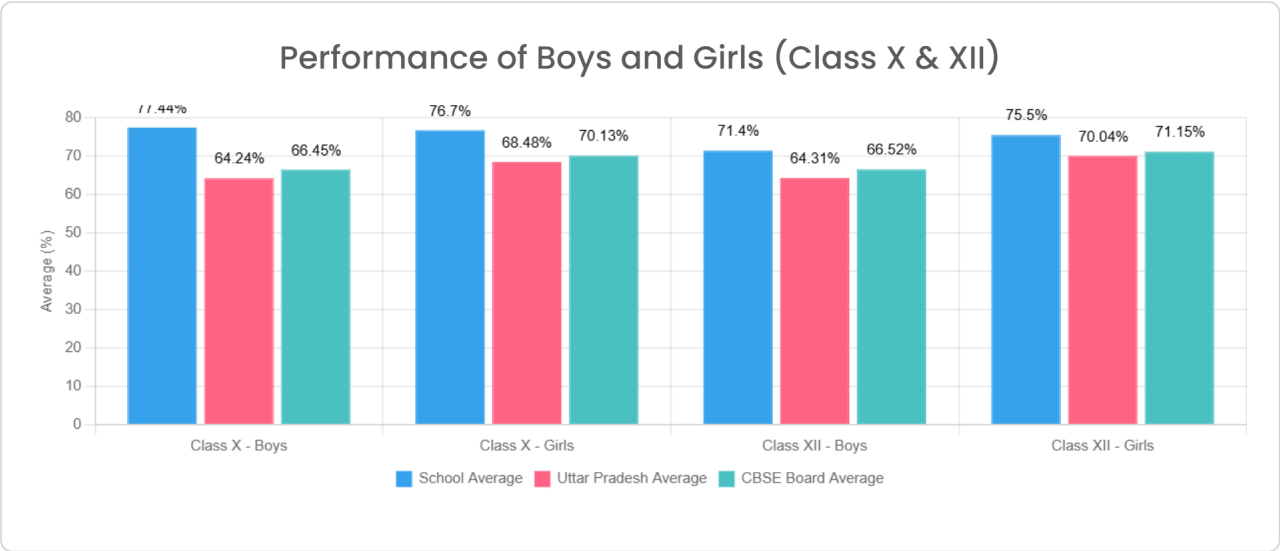
$$\text{Overall Average} = \frac{\text{Total Marks Scored in All Subjects}}{\Sigma(\text{Number of Subjects per Student})}$$

## School Average Marks



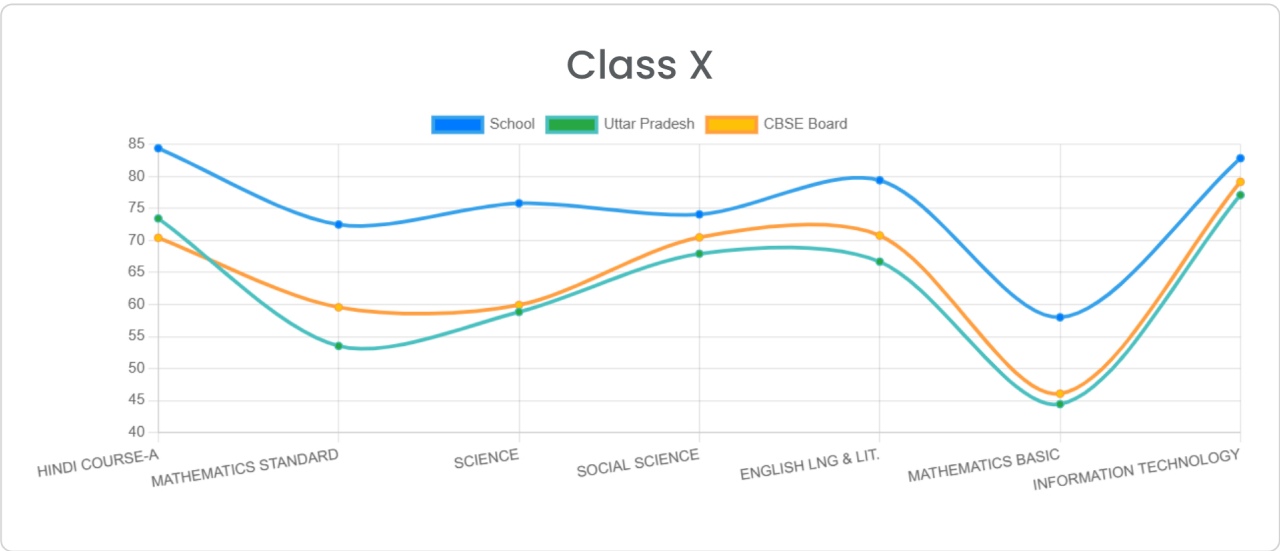
Class	Total Students	School Avg.	Uttar Pradesh Avg.	CBSE Board Avg.	Highest in Uttar Pradesh	Highest in CBSE Board	Diff. from State Highest	Diff. from CBSE Board Highest
Class X	135	77.21%	65.96%	68.16%	93.6%	94%	-16.39%	-16.79%
Class XII	118	73.25%	66.69%	69.14%	88.39%	92.72%	-15.14%	-19.47%

## Gender-wise Performance



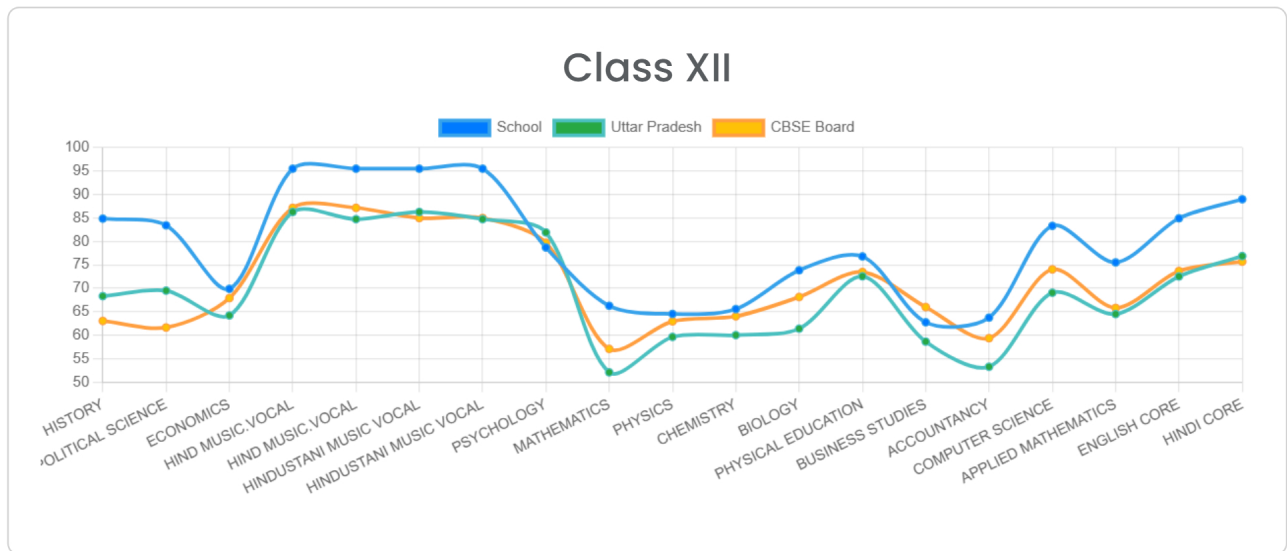
	Class X		Class XII	
Parameters	Boys	Girls	Boys	Girls
Total Students	93	42	65	53
School Average	77.44%	76.7%	71.4%	75.5%
Uttar Pradesh Average	64.24%	68.48%	64.31%	70.04%
CBSE Board Average	66.45%	70.13%	66.52%	71.15%
Uttar Pradesh Highest	95.6%	95.17%	87.55%	92.18%
CBSE Board Highest	95.6%	95.8%	98.2%	96.4%
Difference from Uttar Pradesh Highest	-18.16%	-18.47%	-16.15%	-16.68%
Difference from CBSE Board Highest	-18.16%	-19.10%	-26.80%	-20.90%

## Subject-Wise(Averages)



## Class X

Subject	School Avg.	Uttar Pradesh Avg.	CBSE Board Avg.
HINDI COURSE-A	84.41%	73.44%	70.41%
MATHEMATICS STANDARD	72.49%	53.52%	59.56%
SCIENCE	75.82%	58.83%	59.92%
SOCIAL SCIENCE	74.08%	67.93%	70.49%
ENGLISH LNG & LIT.	79.41%	66.69%	70.78%
MATHEMATICS BASIC	58%	44.43%	46.06%
INFORMATION TECHNOLOGY	82.85%	77.1%	79.16%

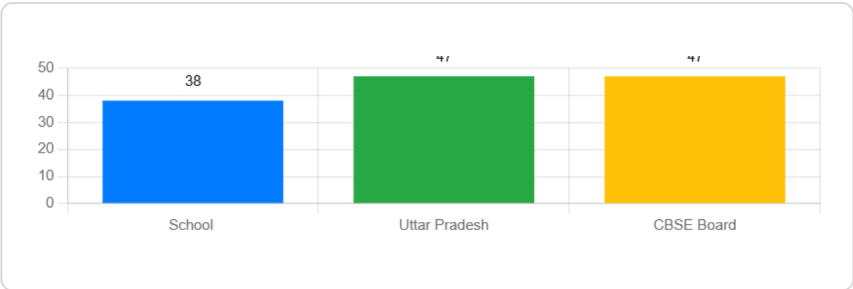


## Class XII

Subject	School Avg.	Uttar Pradesh Avg.	CBSE Board Avg.
HISTORY	84.86%	68.35%	63.06%
POLITICAL SCIENCE	83.43%	69.52%	61.66%
ECONOMICS	69.9%	64.23%	67.93%
HIND MUSIC.VOCAL	95.5%	86.28%	87.16%
HIND MUSIC.VOCAL	95.5%	84.75%	87.16%
HINDUSTANI MUSIC VOCAL	95.5%	86.28%	84.99%
HINDUSTANI MUSIC VOCAL	95.5%	84.75%	84.99%
PSYCHOLOGY	78.71%	81.92%	79.71%
MATHEMATICS	66.29%	52.11%	57.1%
PHYSICS	64.55%	59.66%	62.98%
CHEMISTRY	65.59%	60.04%	64.05%
BIOLOGY	73.86%	61.41%	68.16%
PHYSICAL EDUCATION	76.81%	72.57%	73.48%
BUSINESS STUDIES	62.77%	58.65%	66.02%
ACCOUNTANCY	63.77%	53.3%	59.39%
COMPUTER SCIENCE	83.32%	69.07%	74.05%
APPLIED MATHEMATICS	75.53%	64.52%	65.83%

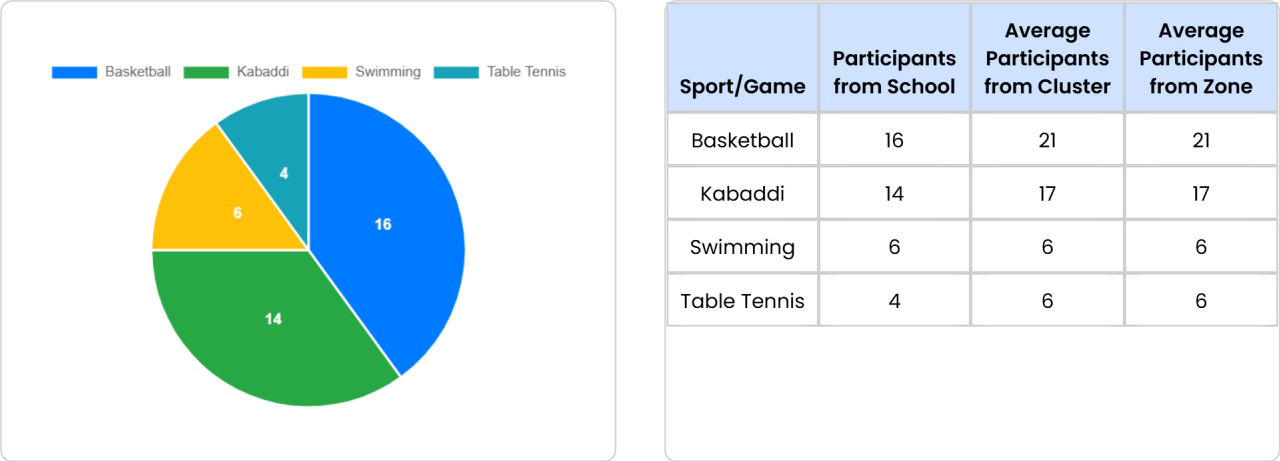
ENGLISH CORE	84.93%	72.54%	73.7%
HINDI CORE	89%	76.88%	75.7%

## Participation in Sports & Games



School Participants	State's Average number of participants	CBSE Board Average number of participants
38	47	47

## Distribution of Participants by Sports and Games



Note: This is a system-generated report. [Click here](#) to report discrepancies / feedback.  
Your IP: 103.94.115.210, Access Time: Nov. 7, 2025, 9:41 a.m.